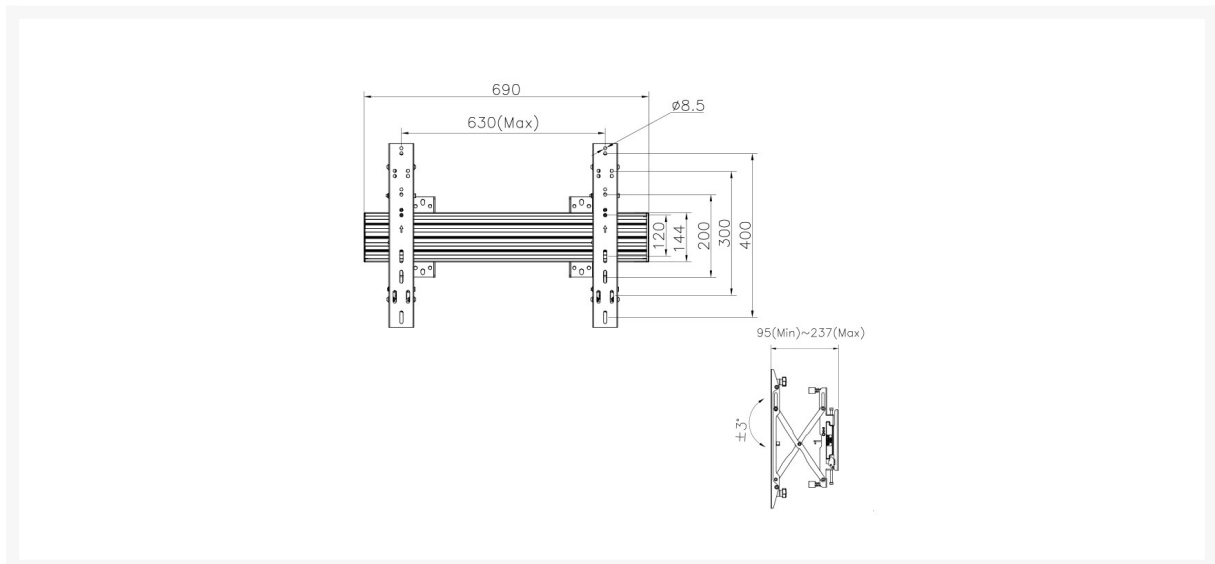




650355 37"-65" Modular Push-In Pop-Out TV Wall Mount Bracket

Product Images



Short Description

- Push-In Pop-Out for easy access and after service
- Built-in Cable management
- Modular mount with unlimited video display configurations
- VESA standards compliant
- Max VESA: 600 x 400
- Max Loading weight: 30kgs
- Compatible with landscape and portrait mounting

Description

The equip® Push-In Pop-Out TV Wall Mount Bracket is a video wall solution quick to install, and easy to configure. Made especially for video wall applications. This is a professional mount focusing on multiple screen installations, easy and fast installation and simplified maintenance. The Push-In Pop-out feature gives easy-access to any display for quick serviceability. This is one of the major functions needed when building a video wall mounting solution or when integrating a single screen into the wall. Saving installation time and cost

Additional Information

Harmonized System (HS) code	852990
Customs product code (TARIC)	8529909700
Approval and Compliance	RoHS
Package Contents	650355 Manual screws kits
Color	Black
EAN	4015867207963
Model Number	650355
Anti-theft	No
Cable management	Yes
Bracket type	Tiltable
Distance to wall (Profile)	65~80mm
Load Capacity (kg)	30KG
Material	Stainless Steel
Pan (Swivel) range	+180° ~ -180°
Screens support quantity	1
Support Curved TV (Monitors)	No
Tilt range	-3° ~ +3°
VESA compatibility	200x200,300x200,300x300, 400x200,400x400,600x400
Mount	Wall mount
Dimensions (W x D x H)	420 x 95 x 690 mm
Product weight (kg)	7

